

**Walmart**

# **Be America's Favorite**

- **Priority Pass**
- **DSD Dashboard**
- **Electronic Proof  
of Delivery**



# Priority Pass



- Faster process for Receiving
- Faster throughput for Deliveries
- Top performing suppliers incentivized
- WRAP (Walmart Receiving Accuracy Program) for payback/accountability

# Walmart Volt



**Mondelēz**  
International

Login



**Keurig  
DrPepper**

*Coca-Cola*

# Priority Pass



- Priority Pass requires less time and intervention from Store Associates.
- Only suppliers with an ASN Accuracy of 99% or greater may participate.

## DSD Associate



## Supplier Partner



1. DSD Associate and Supplier process Vendor Credits



2. Supplier unloads merchandise on to backroom floor (unload from truck before scanning)



3. Supplier scans ASN Labels one at a time, confirming they are accepted (Ensure you scan all ASN's, even if prompted for audit)

If Prompted for Audit

3.1 Associate uses their store device to audit merchandise with supplier present in the receiving application

3.2 Associate finalizes receiving when all scans are done

4. Supplier finalizes receiving if no audit was triggered

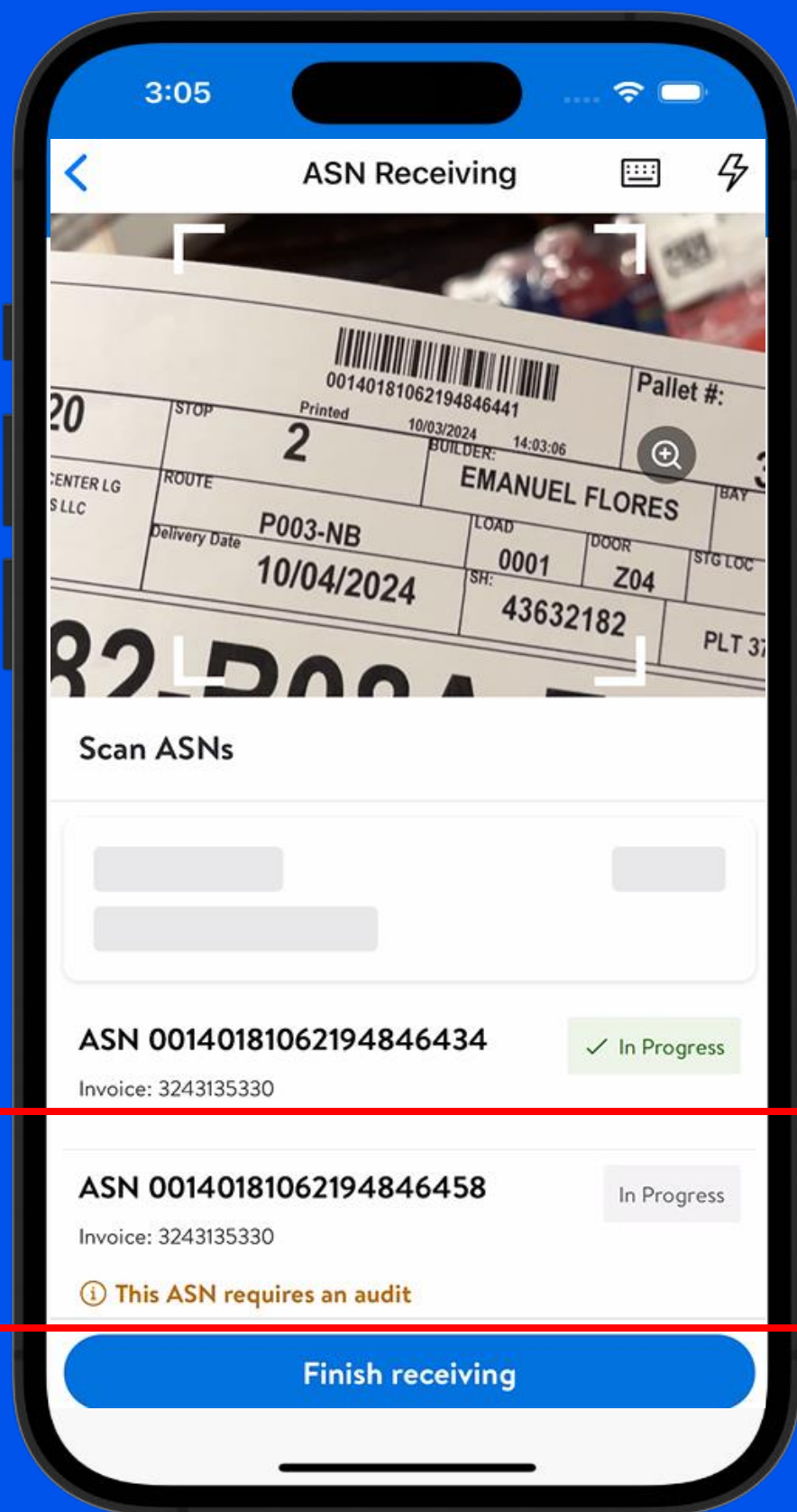
5. Associate gives supplier printed delivery receipt



# Priority Pass Audit Flow



- Audits still exist as they do currently.
- Audit 5% of Purchase Orders for test stores.
- No audit dispute process necessary.





# DSD Health - Supplier Performance Summary

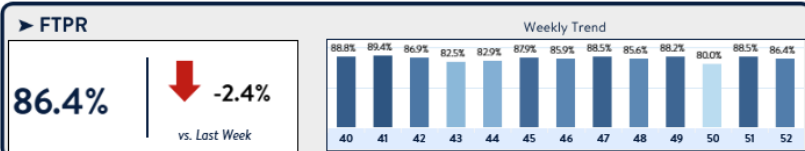
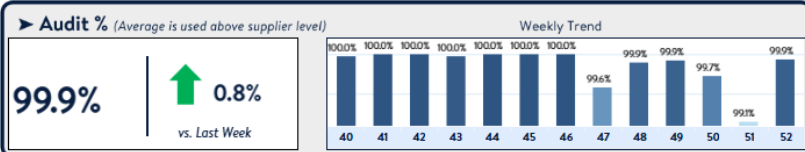
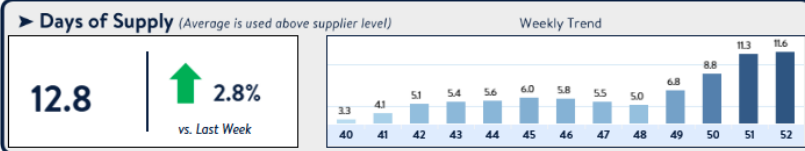


Filter Selection: YearWeek: 202,452 | Division: B | Region: 5 | Market: 56 | Store Nbr: 3777 | Vendor Name: (All)

## Total DSD Score



## Performance Metrics



## Supplier Summary & Inventory Breakout

**Supplier Summary**

Vendor Name	DSD Score	Avg. Audit %	Avg. Days of ..	FTPR	Nil Picks	Pre Sub	TY Sales Comp
Anheuser-Busch Inc	78.9	100.0%	1	100.0%	0.0%	100.0%	117.0%
Bimbo Bakeries Usa Inc	42.9	100.0%	23	93.6%	2.1%	95.3%	40.1%
Bottling Group Llc	88.7	100.0%	9	80.2%	1.2%	96.3%	152.2%
Coors Brewing Company	76.9	100.0%	1	100.0%	0.0%	100.0%	286.0%
Crown Imports, Llc	77.8	100.0%	1	100.0%	0.0%	100.0%	135.8%
Dr Pepper Seven Up Inc	90.4	100.0%	7	64.4%	18.4%	64.4%	186.1%
E & J Gallo Winery	85.9	100.0%	3	100.0%	0.0%	100.0%	390.2%
Flowers Bakeries, Llc	52.1	100.0%	20	89.4%	1.6%	89.4%	25.2%
Goya Foods Of Texas	70.1	100.0%	6	0.0%			167.9%
Heineken Usa Incorporated	78.9	100.0%	1	100.0%	0.0%	100.0%	205.1%
Mark Anthony Brands Inc	78.2	100.0%	1	100.0%	0.0%	100.0%	588.9%
Mckee Foods Corporation	54.2	98.6%	1	0.0%			421.3%
Mclane Company	12.1	100.0%	29	66.7%	0.0%	66.7%	276.9%
Miller Brewing Company	71.3	100.0%	0	80.0%	0.0%	100.0%	112.0%
Mj Holding Company, Llc	50.0	100.0%	0	0.0%			
Red Bull North America Inc	86.8	100.0%	6	61.5%	0.0%	76.9%	111.0%
Rndc	80.9	100.0%	2	100.0%	0.0%	100.0%	242.0%
The Coca-Cola Company	67.9	100.0%	14	73.7%	0.0%	100.0%	151.3%
Wine Group Inc	79.3	100.0%	1	100.0%	0.0%	100.0%	435.6%
Wj Deutsch & Sons Ltd	73.8	100.0%	1	75.0%	0.0%	100.0%	431.4%

# New DSD Dashboard



- Data driven approach to drive conversations with Suppliers
- Three key data points:
  1. Sales vs LY
  2. ASN Accuracy Rate
  3. On Hand Days of Supply



# Electronic Proof of Delivery



- Creates a “digital handshake” between all parties
- Reduces paper and ink cartridge consumption
- Eliminates the need and expense to retain and store paperwork
- Eliminates time investigating missing invoices